



NORTH WARWICKSHIRE & HINCKLEY WOODTURNING CLUB

Newsletter June 2025



LOTTERY FUNDED



Find us on 

www.hinckleywoodturners.org.uk

Notes From The Editor

This is the Phil Steele Special.

Club member Phil Steele has been out in the woods again, learning how to turn a bowl on a Pole Lathe. He even did it using a home-made hook tool. Phil's report and pictures follow.



Phil also gave this month's demo on his home-made Pole Lathe. After turning a chair leg, Phil let club members have a go. It's definitely not as easy as Phil make it look!

The club is having a stall on Nuneaton Market on Saturday 5th July. Please bring in items for the stall & help out, if possible, setting up and breaking down the stall. We shall be on Queens Road, near the Rope Walk. Set up is 8:30 am.

The stall will be raising funds for a defibrillator at Hatters Space. Given Bob Smith's recent heart attack and the average age of members, we think having a nearby defibrillator is a good idea. They cost £750 upwards. Several people have already made donations. Please consider making a donation. Warwickshire County Council will have the final say on the matter as they own the building.

Our next demonstration is on July 1st, when chairman John Evans will be turning mice. This is a nice project for re-stocking our charity stall. The meeting in August will be a hands-on with the theme of turning mice - so pay attention at the next meeting.

On 15th July, we will have a Sharpening Hands-On. Bring along your tools and we will sharpen ONE tool for you. Time permitting, we will let you sharpen more tools. **There will also be a second-hand stall at the meeting. Bring along your unwanted tools and equipment.**

Rob Sheehan


Secretary, Newsletter Editor & Web Site Manager

Bowl Turning on a Pole Lathe

By Phil Steele 25th May 2025

The bowl was completed during a day course at 'Greenwood Days', led by Ali Asadi.

<https://greenwooddays.co.uk/>



It was an excellent day learning new skills selecting wood (in this case silver birch), using an axe for carving and mounting and turning the wood on the pole lathe using a hook tool to produce a bowl.

This is a bowl turning pole lathe. Simple but heavier construction.



Log ready for splitting.
The small circle is identifying the pith.

Marking the log after splitting for the maximum size bowl.



Marking the underside of the split log, showing the possible size of the bottom foot, indicating where to start axing.



Taking the corners off at the start of axing.



Corners removed with the axe.



Shape of the bowl after axing.

Pre-cut mandrel with mounting spikes.



Inserting the mandrel into the face of the bowl.

Mount the bowl with the mandrel.
Line up ready for turning.



Turn the outside of the bowl using
the hook tool.

Continue to turn the outside of the bowl. The foot with the centre will be carved off on completion.



Outside complete. Reverse the mandrel and bowl ready to hollow the centre.

Begin to turn the inside of the bowl using the hook tool but leaving the centre core.



Continue to turn the inside of the bowl. Once the shape is good, start reducing the size of the centre waste.

Continue to turn the bowl, turning the centre core until it is thin enough to snap off.



Carve off the foot with a spoon knife.

Remove the knob in the centre using the spoon knife.





The finished bowl.

See


<https://greenwooddays.co.uk/>
for course information.



Spindle Turning on a Pole Lathe

Phil Steele 17th June 2025

After researching plans in books and on the internet, Phil made his own Pole lathe during the Covid lockdown. It has been popular with the public at many Coombe open days.




Phil uses bungee cords to provide the return power when the foot is lifted off the treadle.

Wedges lock the head stock and tail stock in place for different lengths of timber.

A threaded rod at the tail stock end is wound in and out to lock the timber in place.

Grease lubricates the fixed centres.



Winding in the tail stock to lock the timber between centres. The centres don't rotate, so a bit of grease on the points stops them squealing when the piece rotates.



Cord from the bungee above to the treadle below, wrapped round the piece to be turned provides the driving force.

The tool cuts on the forward stroke and is lifted off as the piece rotates in reverse when the foot is lifted off the treadle. Applying pressure to the tool and lifting off on the backward stroke is part of the skill when using a Pole Lathe.





Above: Marking the position of beads from the template chair leg.

Below: Turning the beads.

Bottom: The matching chair leg turned by Phil during the demo.

Right:

Note the safety cord to prevent the piece flying across the room if the centres loose their grip.



A Selection of Phil's Tools


These are carbon steel rather than our usual high-speed steel, as carbon steel take a sharper edge. They are mostly used with wet wood so they keep that edge long enough to turn a piece.

Skew chisel, slightly rounded chisel, flat chisel and draw knife.





Charlie & Oscar having a go on the Pole Lathe.



Members' Work



Items For Sale

Disclaimer

The club is not responsible for any item appearing on this page. The buyer and seller must make their own arrangements as to the condition, suitability, delivery, payment and price etc.

Diamond Scroll Saw for sale

Former Chairman of Hinckley Woodturning Club, Brian Hartwell, has a Diamond Scroll Saw for sale. Price £65.



NORTH WARWICKSHIRE & HINCKLEY CLUB EVENTS 2025

| | | | |
|-----------|------|---|------------------------|
| July | 1st | Demo | John Evans - Mice |
| | 15th | Sharpening Hands-On + Second Hand Stall | |
| August | 5th | Hands-On | Mice |
| | 19th | Demo | Ian Ethel |
| September | 2nd | Ornametal Turning | Malcolm Thorpe |
| | 16th | Hands-On | Christmas Theme |
| October | 7th | Demo | Chris Grimshaw - Resin |
| | 21st | AGM | |
| November | 4th | Demo | Rick Dobney |
| | 18th | Demo | Bill Bennett |
| December | 2nd | Hands-On | |
| | 16th | Christmas Party | |

Events at Other Clubs

Please contact the club to check times/dates/locations before attending

Coombe Abbey

Making a Windsor Chair by Phil Steele
Saturday July 12th 10 am - 4 pm
Walsgrave Baptist Church